


In Situ Modular Sofa Modules

“With the In Situ Modular Sofa, we wanted to combine the functions of modularity with the beauty of simple, elegant lines and a deep comfort. We sketched a profile that runs along the seat and back of the sofa to subtly hide the visual elements of modularity, giving it a unique character while bringing the individual modules together for a complete appearance. This is paired with grand, sculptural lines and the inherent comfort of its soft seat. The In Situ Modular Sofa combines the grandeur of traditional Italian sofas with the refined simplicity of Scandinavian design, making it the heart of any space.”



— Anderssen & Voll

Designed by	Anderssen & Voll
About the Designer	Anderssen & Voll are two thirds of the former Norway Says and among the most prominent and successful Norwegian designers. They have formerly been named both Norwegian and Scandinavian Designers of the Year in Norway and have received international awards and recognition for their work with furniture, lighting, and home accessories.
Environment	Indoor
Country of Production	Lithuania
Preassembled	No - Assemble frame sections and mount seating modules on assembled frame sections.
Description	<p>The In Situ Modular Sofa is a grand, modular design with sculptural lines that can be tailored to your individual space and taste with its modular elements hidden through subtle detailing of its front profile, paired with deep comfort and a soft seat. Choose from any of the 30 predesigned configurations or create your own, using the 9 different seating modules and loose cushions. The look and feel of the In Situ Modular Sofa is more casual in its appearance, compared to some of our other sofas. Visit our Product Planner to explore the possible configurations: planner.muuto.com/in-situ</p> <p>*Please note that the In Situ Cushions are not part of any configuration or seating module and must be added separately to your order.</p>
Material	<p>Frame in powder-coated steel. Modules in FSC™-certified (FSC-C028824) wood construction with foam and wadding. Fully upholstered with textile, imitation leather, or leather. Leather from selected premium leather suppliers.</p> <p>The inside of the In Situ Cushion features a foam core with a pillowcase filled with fiber balls.</p>

In Situ Modular Sofa Modules

Cleaning & Care

For textile upholstered versions: In case of stains, we generally recommend removing non-greasy stains by carefully dabbing them with a lint-free cloth or sponge wrung out in clean, warm water. Clean by dabbing with soapy water made with a bit of dish soap if necessary. Finally, dab the surface with clean water. We advise visiting Kvadrat.dk, Nevotex.dk, Maharam.com, or Gabriel.dk for further cleaning and maintenance instructions for your chosen textile, as the cleaning methods may vary from one textile to another.

Imitation Leather: Clean with lukewarm PH-neutral, soapy water and a soft cloth or soft brush. Do not use solvents or chemical cleaners, but cleaning can be done with alcohol-based cleaners. Finally, wipe with a damp cloth afterward.

Leather: As a natural material, leather requires looking after. If you care for the leather correctly, it will become even more beautiful over time.

Refine Leather, Easy Leather, and Endure Leather: Regularly clean leather with a dry cloth. Treat the leather at least four times a year using only special leather treatment products. Visit ca-mo.com for further information on cleaning leather.

Allure and Grace Leather: Only vacuum clean with a soft brush. Never use soap or water; otherwise, the velvety look and feel will disappear. Do not apply leather grease or soak the leather. Avoid chemical products, such as saddle soap, leather cleaners, or household products.

Base: Clean with a moist cloth. If necessary, use a little dish soap on the cloth.

Additional Information

The look and feel of the In Situ Modular Sofa is more casual in its appearance, compared to some of our other sofas. The Clay upholstery available for the In Situ Modular Sofa is made in linen, being a soft material that folds and falls more gently over time with less stretch for a casual expression. When the sofa is new, a slight tightness in the upholstery can appear, making for subtle wrinkles in the beginning due to the inherent characteristics of the material. This is perfectly normal and allows for the design to maintain its expression and shape for many years into the future. It will be evened out over time while ensuring that the appearance of the upholstery does not become too loose.

Design your own

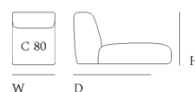
Choose between the 30 predesigned configurations or tailor your In Situ Modular Sofa to your exact needs — if so, find the seating modules of your desired configuration and then choose the frame section(s) that match the seating modules of the desired configuration. See separate product fact sheet for frame sections. Please refer to the order guide as shown in the last pages of this product fact sheet.

In Situ Modular Sofa Modules

Dimensions

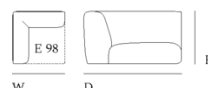
Center (C8O)

Height: 70 cm / 27.6"
 Width: 81 cm / 32.9"
 Depth: 107 cm / 42.1"
 Seat Height: 38 cm / 15"
 Seat Depth: 74 cm / 29.2"



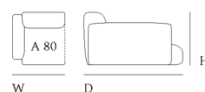
Corner (E98)

Height: 70 cm / 27.6"
 Width: 107 cm / 42.1"
 Depth: 107 cm / 42.1"
 Seat Height: 38 cm / 15"
 Seat Depth: 74 cm / 29.2"



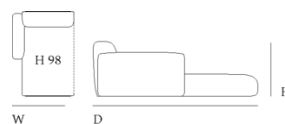
Left Armrest (A8O)

Height: 70 cm / 27.6"
 Width: 99 cm / 39"
 Depth: 107 cm / 42.1"
 Seat Height: 38 cm / 15"
 Seat Depth: 74 cm / 29.2"
 Armrest Height: 22 cm / 8.7"



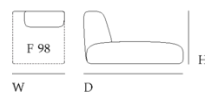
Left Armrest Lounge (H98)

Height: 70 cm / 27.6"
 Width: 117 cm / 46"
 Depth: 169 cm / 66.5"
 Seat Height: 38 cm / 15"
 Seat Depth: 136 cm / 53.6"
 Armrest Height: 22 cm / 8.7"



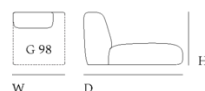
Open-ended (F98)

Height: 70 cm / 27.6"
 Width: 99 cm / 39"
 Depth: 107 cm / 42.1"
 Seat Height: 38 cm / 15"
 Seat Depth: 74 cm / 29.2"



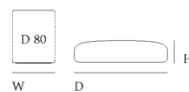
Open-ended (G98)

Height: 70 cm / 27.6"
 Width: 99 cm / 39"
 Depth: 107 cm / 42.1"
 Seat Height: 38 cm / 15"
 Seat Depth: 74 cm / 29.2"



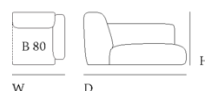
Ottoman (D8O)

Height: 70 cm / 27.6"
 Width: 81 cm / 32.9"
 Depth: 99 cm / 39"
 Seat Height: 38 cm / 15"
 Seat Depth: 99 cm / 39"



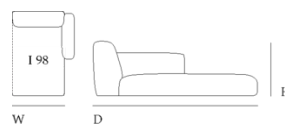
Right Armrest (B8O)

Height: 70 cm / 27.6"
 Width: 99 cm / 39"
 Depth: 107 cm / 42.1"
 Seat Height: 38 cm / 15"
 Seat Depth: 74 cm / 29.2"
 Armrest Height: 22 cm / 8.7"



Right Armrest Lounge (I98)

Height: 70 cm / 27.6"
 Width: 117 cm / 46"
 Depth: 169 cm / 66.5"
 Seat Height: 38 cm / 15"
 Seat Depth: 136 cm / 53.6"
 Seat Depth: 22 cm / 8.7"



In Situ Modular Sofa Modules

Armrest Height:

Ready-to-Ship

Ocean 80
Clay 12
Ecriture 240



Made-to-Order

This product can be upholstered in the following textiles: Acca, Allure Leather, Beck, Clay, Divina, Divina MD, Divina Melange, Easy Leather, Ecriture, Endure Leather, Fiord, Grace Leather, Grain, Hallingdal, Hearth, Illusion Leather, Manner, Ocean, Refine Leather, Remix, Re-wool, Sabi, Twill Weave, Vidar

Upholstery Consumption for Customers' Own Material

Module A80 + B80: Textile upholstery: 3,94 m / 4.31 yds — Leather upholstery: 9,43 m² / 101,50 ft²
Module C80: Textile upholstery: 2,76 m / 3,02 yds — Leather upholstery: 6,33 m² / 68,14 ft²
Module D80: Textile upholstery: 1,61 m / 1.76 yds — Leather upholstery: 4,57 m² / 49,19 ft²
Module E98: Textile upholstery: 3,97 m / 4.34 yds — Leather upholstery: 9,66 m² / 103,98 ft²
Module F98 + G98: Textile upholstery: 2,79 m / 3.05 yds — Leather upholstery: 7,48 m² / 80,51 ft²
Module H98 + I98: Textile upholstery: 4,97 m / 5.44 yds — Leather upholstery: 12,56 m² / 135,20 ft²

Tests, Labels & Certifications

Eco-Labels & Certificates Forest Stewardship Council™ (FSC-C028824)
VOC — Bifma X 7.1
VOC — CDPH 01350

Safety & Regulations EAC Certificate
Technical Bulletin (TB)
TSCA Title VI – formaldehyde

**Strength, Durability &
Stability** BIFMA X5.4 — Lounge & Public Seating
EN 1022 Furniture
EN 16139-L2 Furniture

FSC™-certified (FSC-C028824) wood construction. EU/US versions upholstered with a large selection of Kvadrat textiles are tested to VOC CDPH 01350 and VOC Bifma X7.1: Balder, Canvas, Clara, Clay, Divina, Divina MD, Divina Mélange, Fiord, Hallingdal, Remix, Re-wool, Rime, Steelcut, Steelcut Trio, Vidar and Twill Weave. Refine Leather and Easy leather is tested to VOC Bifma X7.1.

In Situ Modular Sofa Modules

Explore Assets

Endless Options

Create Your Own

[DOWNLOAD SITE](#)

[CONFIGURATOR](#)

[PRODUCT PLANNER](#)

IN SITU MODULAR SOFA—ORDER GUIDE

A grand modular sofa that can be tailored to your exact needs with its modular elements hidden through the subtle detailing of the frame's front profile, paired with deep comfort and a soft seat.

With the In Situ Modular Sofa, you can choose between any of the 30 predesigned configurations on the following pages or create your own configuration, following the guidelines below.

Visit planner.muuto.com to create your own configuration online.

Create your own In Situ Configuration

1. SEATING MODULES

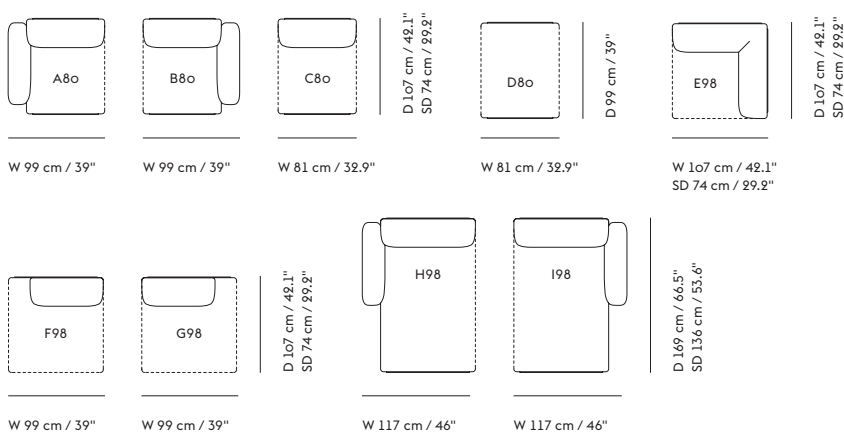
Find the seating modules of your desired configuration and add the item numbers of the desired textile or leather upholstery separately to your order.

You can only connect modules to the open sides and end of the modules, illustrated here with dotted lines.

An In Situ configuration must always have one of the following seating modules at each end: Armrest Module (A80, B80, H98 or I98), Ottoman Module (D80) or Open-Ended Module (F98 or G98).

The Ottoman Module (D80) can only be used in extension of Open-Ended Modules (F98 or G98) or as the only free-standing I-Seater configuration possible to build.

SEATING MODULES

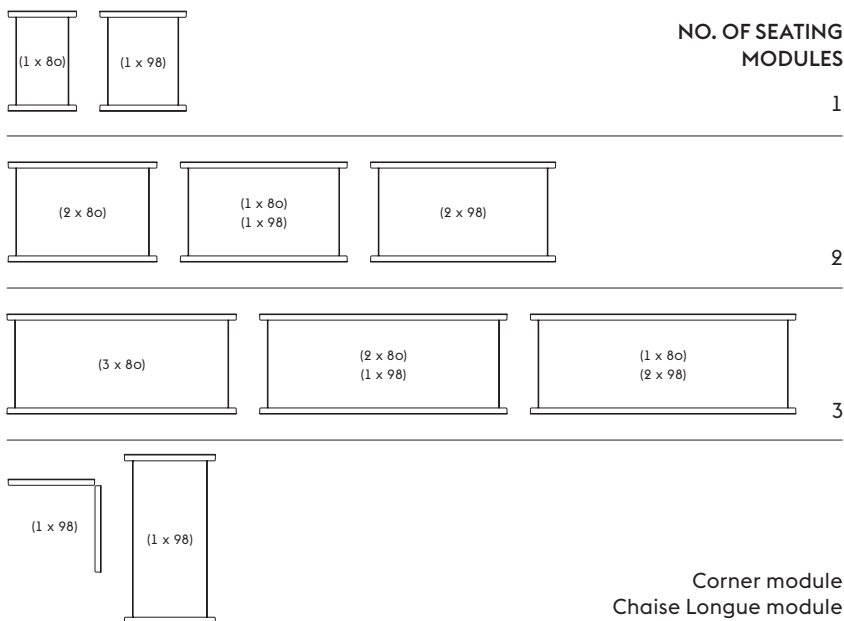


2. FRAME SECTIONS

Choose the frame section(s) that match the seating modules of the desired configuration (10 frame sections to choose from in total). We recommend using as few frame sections as possible when creating your own configuration for a clean appearance.

A Frame Corner Section must always be supported by sections in the two open directions.

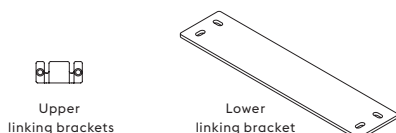
A configuration with chaise longue modules H98 or I98 must be created using at least 2 sections in total.



3. LINKING BRACKETS

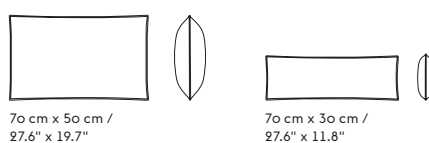
Identify the amount of linking brackets required to connect the modules in your configuration, following the guidelines below. **Linking brackets must always be used when joining together frame sections.**

Linking brackets must always be mounted on the adjacent sections that face the corner section.



4. CUSHIONS

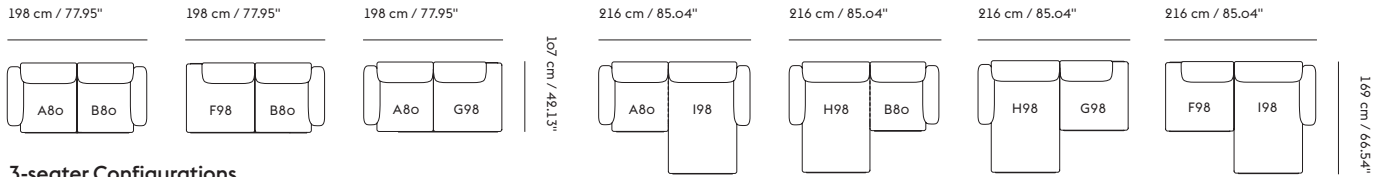
Specify optional cushions in the desired textile or leather for added comfort and a lounging expression.



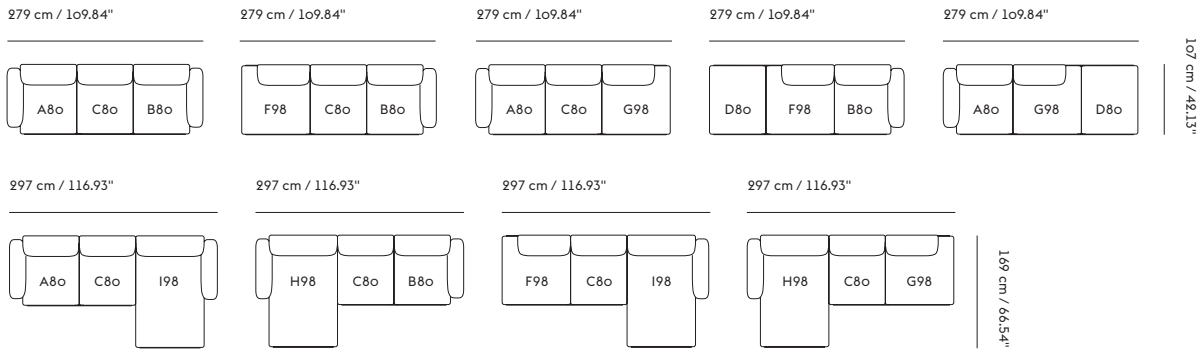
IN SITU MODULAR SOFA—ORDER GUIDE

INSPIRATION FOR YOUR CONFIGURATION

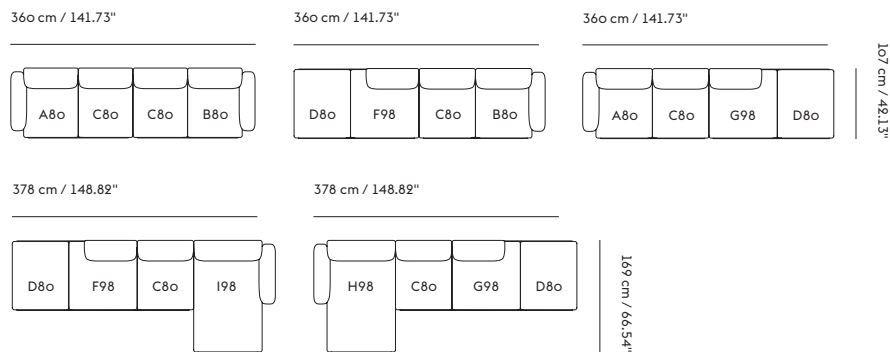
2-seater Configurations



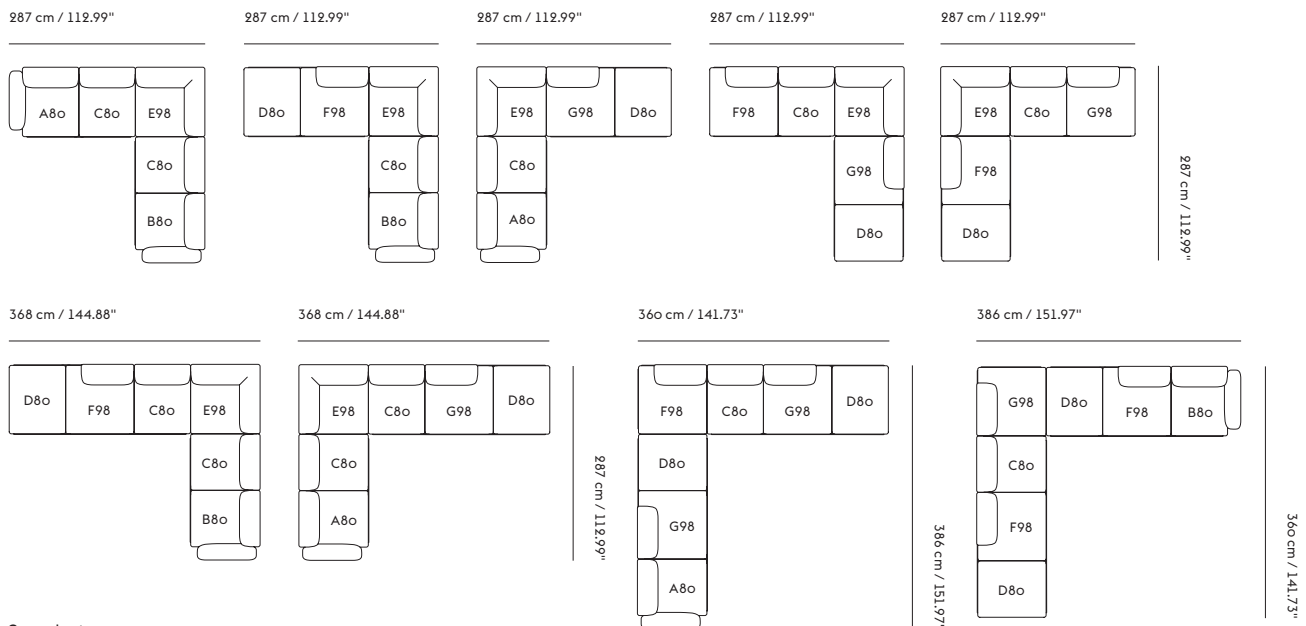
3-seater Configurations



4-seater Configurations



Corner Configurations



General note

The total dimensions of the configurations are indicative and can vary depending on how close the modules are placed as well as how many modules are combined.