

Cassina



**Product care
and maintenance**

In the realm of interior design, Cassina has consistently been a benchmark for Italian style, authenticity and elegance. Our consistent, erudite and recognizable aesthetic language derives from the inseparable intertwining of an avant-garde spirit, expert craftsmanship and knowledge of materials. A signature that is palpable in every detail of every product. This is what differentiates us and lends that recognizable trademark look.

If you are reading these words, it is because you have selected a Cassina product and share our perspective. Welcome to our world. The attention and emphasis that Cassina has always placed on design materials is not limited to the production of individual pieces but also extends beyond, to their duration over time. Which led to the creation of a manual on how to maintain and care for materials, instructions that will ensure the long-lifetime and integrity of your products.

Table of Contents

Fabrics 3

Acrylic	7
Denim	9
Wool and boiled wool	11
Linen	13
Recycled PET	15
Blended fabrics	17
Cotton velvet	19
Synthetic velvet	21

Saddle leather and leather 29

Pony (bovine) hair-on leather	33
Saddle leather	35
Leather	37
Natural leather	39
- <i>Cassina Leather Kit</i>	41

Padding 43

Polyester batting	45
Recycled polyester batting	47
Down	49

Fibre 51

Wool	55
Polypropylene	57
Tencel	59
Viscose	41

Wood 63

Solid wood	65
Wood with open pore painted finish	67
Wood with lacquer finish	69
Outdoor wood / Teak	71
- <i>Cassina Teak Kit</i>	73

Metal 75

Chrome-plated steel	77
Stainless steel	79
Painted steel	81
Aluminium	83
Silver	85
Bronze	87
Gold leaf	89
Gold-plated metal	91
Brass	93

Marble, concrete and terrazzo 95

Indoor marble	97
Outdoor marble	99
Concrete	101
Terrazzo	103

Glass and mirror 105

Glass	107
Mirrored glass	109
Mirror	111

Ceramic 113

Glazed porcelain stoneware	115
Bisque porcelain	117

Other materials 119

Polypropylene cord	121
Wicker and Viennese cane	123
Nylon	125
Coloured polyurethane resin	127
RFM®	129
Woven willow	131
Blown glass	133

How to read this manual

In this manual you will find some recommendations for the care and maintenance of your Cassina products. The materials are divided into different categories; each one is accompanied by its own information sheet with instructions, preventative measures and methods for cleaning.

Care



Prevention



Warning



Methods



Outdoor



Fabrics

Cassina upholstered products make use of a great number of woven materials that differ in terms of provenance, composition, function and durability. To maintain their beauty over time, it is essential to make their care and cleaning a regular routine.

General care

Generally speaking, for proper, regular fabric care, we recommend using a very soft brush to remove dust. If there are stains, we recommend speaking to a specialised dry-cleaner, to avoid even the slightest risk of deterioration. Cassina fabrics can also be cleaned by hand, but never machine-washed. In this case, it is crucial to carefully abide by all the warnings indicated on the attached label, verifying that the item can be laundered, always using mild detergents or, in any case, never using solvents or harsh detergents, ironing only if this option is indicated in the instructions. Before using a detergent, we recommend testing it first on a hidden corner of fabric.

To avoid discolouration or halos, it is best to not position the product close to heat sources or in direct sunlight for long periods of time. In addition, we also recommend avoiding the use of carpet beaters and vacuum cleaners as they could damage the upholstery.

Laundering



Machine wash on delicate cycle at a temperature lower than 30°C (86°F): 1/2 load; delicate spin: 1/2 load; short spin at low speed



Launder by hand. Dissolve mild detergent in water 30°C (86°F). Handle delicately without scrubbing, stretching or wringing. Do not lay damp fabric on any surface while it is still wet



Dry-clean with perchloroethylene or trichloroethylene, without adding water; with gentle action and low temperature setting



Dry-clean with hydrocarbons and trifluoro-trichloroethane, without adding water, with gentle action and low temperature setting



Do not bleach



Do not machine dry



Do not spin



Do not wash in water



Drip dry



Professional water wash



Hot drum drying (in spin dryer) is allowed

Ironing



Iron inside-out



Iron without steam



Iron on medium heat setting



Iron inside-out, over a cloth, without steam



Iron inside-out without steam



Iron on hot setting



Spray with steam but do not allow the iron to touch the fabric



Do not iron



Iron inside-out, over a cloth



Iron with a protective cloth



Iron on warm setting

Care

♥ For routine cleaning of acrylic fabrics, we recommend using a soft cloth moistened in lukewarm water with a mild, colour-free detergent, then rinse abundantly with water no warmer than 30°C (86°F). Frequent laundering is recommended for outdoor fabrics, especially near the ocean or swimming pools.

Prevention

⊘ We recommend avoiding the use of abrasive sponges and bleach-based detergents, acetone, benzene, chlorine or any other harsh chemical agents.

Acrylic is a synthetic fibre known for its body, softness and pleasing hand. Warm and durable, it is a fabric quite similar to wool. Acrylic is resistant to stains and to weather, partly because it dries very quickly and does not mould when in contact with water.

Acrylic



Denim



Care

♥ For routine cleaning of denim, we recommend dusting with a feather duster or a soft brush.

Prevention

⚠ Pointed or sharp objects can tear or damage denim fabrics.

Methods

* Act promptly to remove stains, blotting with a white cloth moistened with lukewarm water. Always blot the stain from its outer perimeter toward the centre. If necessary, use a detergent made for that purpose, but avoid applying the detergent directly to the fabric.

Denim is a very durable cotton or cotton-blend twill historically used to make jeans, dungarees and workwear. The diagonal weave of the warp thread is the source of its well-known strength and is also the feature that sets it apart from other similar fabrics.

Care

♥ For routine cleaning of wool and boiled wool products, we recommend removing dust with a soft brush. For deeper cleaning, we recommend dry cleaning; speak to a specialised dry-cleaner.

Prevention

⚠ Wool fibres lift up slightly when the fabric is moistened; this area could seem darker. To even out the surface, we recommend spraying a light veil of water over the entire fabric and then allowing it to dry.

Wool is an ancient natural fabric, soft, warm and durable. The wavy structure of its fibres lends this material an enormous ability to absorb moisture, extraordinary elasticity and outstanding resistance to wear. Thanks to the ease with which it is processed and the elegance of its weave, wool remains one of the most highly used materials in the world of fabric production. Boiled wool is a material derived from wool but is obtained from a heavier yarn and rendered waterproof by the fulling process.

Wool and boiled wool



Linen



Care

♥ For routine cleaning of linen fabrics, we recommend dusting with a feather duster or a soft brush.

Methods

* Act promptly to remove stains, blotting with a white cloth moistened with lukewarm water. Always blot the stain from its outer perimeter toward the centre. If necessary, use a detergent made for that purpose, but avoid applying the detergent directly to the fabric.

Linen is a composite plant fibre derived from the surface bark of the plant of the same name. An ancient fabric, it is cool, resistant to wear, hypoallergenic, breathable and antistatic. Its particular molecular structure and exceptional ability to dry quickly make it the perfect textile for fabrics that come into contact with the skin.

Care

♥ For routine cleaning of recycled PET fabrics, we recommend hand-laundering in lukewarm water at 40°C (104° F) with a mild detergent.

Prevention

❗ We recommend avoiding the use of stiff brushes which could damage the surface of the fabric.

Futura is a synthetic fabric made from plastic, suitable for both indoor and outdoor use. A yarn made of 100% recycled PET, it is obtained through a process with low environmental impact and is entirely Made in Italy. Also hypoallergenic, thanks to a yarn-dyeing process that uses non-toxic dyes, it is not only innovative, but also a very durable, recyclable fabric. Futura is an alternative choice, sensitive to the future of the planet.

Recycled PET



Blended fabrics



Care

♥ For routine cleaning of blended fabrics, we recommend regularly removing dust with a soft brush.

Methods

* Act promptly to remove stains, blotting with a white cloth moistened with lukewarm water. Always blot the stain from its outer perimeter toward the centre. If necessary, use a detergent made for that purpose, but avoid applying the detergent directly to the fabric.

When a fabric is made up of fibres of different origins, it is called a blend or blended fabric. This type of fabric combines different characteristics in a single yarn, thanks to the pairing and synergy of different fibres, for example, blending cotton with synthetic fibres increases its resistance to creasing.

Care

♥ Cotton velvet fabrics used on seats or cushions undergo some crushing which modifies the reflectivity of the original state of the pile, causing so-called “shine” or “shading”. This is a characteristic typical of the material and is not caused by a manufacturing defect. The signs of compression can be easily removed by brushing the moistened fabric with a soft-bristle brush.

Prevention

⚠ The unique characteristic of the pile can also be restored with steam – in this case, we recommend that you keep an appropriate distance between the steam and the fabric and allow it to dry completely before using it again.

Methods

* One recommended option for dealing with stains is to soak the fabric by placing a damp cloth over its entire surface, or by spraying distilled water on it. Then brush the fabric in the direction of the nap.

Il velluto è un antico e prezioso tessuto di provenienza orientale. Originariamente composto di pura seta, oggi la finitura più utilizzata è quella in fibre di cotone. Il velluto di cotone è un tessuto compatto, morbido e luminoso, ampiamente utilizzato per la sua eleganza e consistenza al tatto sia nel campo della moda che in quello dei rivestimenti d'arredo. Realizzato in differenti pesi, il velluto in cotone è tinto in pezza e può assumere diversi aspetti e corporità a seconda del finissaggio applicato.

Cotton velvet



Synthetic velvet



Care

♥ Synthetic velvet fabrics undergo some crushing which modifies the reflectivity of the original state of the pile, causing so-called “shine” or “shading”. This is a characteristic typical of the material and is not caused by a manufacturing defect. The signs of compression can be easily removed by brushing the moistened fabric with a soft-bristle brush.

Prevention












































❗ The unique appearance of synthetic velvet pile of can be effectively restored using a heat source, like a hair dryer.


















































Methods

* One recommended option for dealing with stains is to soak the fabric by placing a damp cloth over its entire surface, or by spraying distilled water on it. Then brush the fabric in the direction of the nap.

Synthetic velvets have a velvety hand, sheen, are fluffy and soft to the touch. The fibres are created starting with industrial polymers like rayon, nylon and polyester. Thus, they are slightly more durable and heavier than natural velvet, from which they are nearly indistinguishable. But they are also simpler and less delicate in terms of everyday care and maintenance.

Indoor fabrics

Name	Composition	Laundrying and care
ELBA	100% polypropylene	    
EREMO	45% acrylic 33% polyester 22% wool	    
PERBACCO	6% cotton 59% linen 25% acrylic 4% polyester 6% polyamide	    
SAVANA	20% cotton 23% polyester 57% polypropylene	    
CHAMP	41% viscose 26% acrylic 18% cotton 7% linen 7% polyester 1% seta	    
FORTUNY	52% viscose 48% cotton	    
FRANCOFORTE	63% cotton 37% linen	    
GINKGO	85% PVC 15% cotton	       

MAROCCO	27% cotton 10% linen 43% acrylic 10% polyester 10% viscose	    
SUTRA	58% cotton 29% viscose 13% linen	    
TENSING	36% cotton 32% acrylic 24% viscose 8% polyester	    
LINCOLN	100% wool	    
LINUS	51% viscose 21% linen 21% cotton 4% acrylic 2% polyester 1% altre fibre	    
LIPARI	90% linen 10% poliammidica	    
LOOK	34% viscose 33% acrylic 17% wool 8% polyester 4% linen 4% cotton	    
LUXOR	55% viscose 25% cotton 10% linen 7% polyester 3% acrylic	    
ORTIGIA	100% cotton	    
ORTIGIA UK	100% cotton	   

PAMIR	100% polyamide	
ROX UK	100% trevira CS	
OSAKA	100% poliacrylic	
OTTERLO	60% wool 20% polyester 20% polyamide	
UNI.MELANGE	68% wool 22% polyamide 10% polyester	

Outdoor fabrics

Name	Composition	Laundry and care
EGADI	100% polypropylene	
ELBA	100% polypropylene	
FAVIGNANA	100% acrylic	
FAVIGNANA UK	100% acrylic	
FIJI	100% Mass-dyed acrylic fibre	
FIJI UK	100% Mass-dyed acrylic fibre	
FILICUDI	88% polypropylene 12% polyester	
FILICUDI UK	88% polypropylene 12% polyester	
FUTURA	100% Recycled and recyclable PET	
KEMI	100% Mass-dyed acrylic fibre	

Leather

Nome	Description	Thickness
SCOZIA	Natural full-grain leather, through-dyed in drum, light coverage polyurethane finish, good breathability and stain protection	1,2-1,3 mm
EXTRA	Full-grain bovine leather, through-dyed in drum	1,5-1,6 mm
NATURALE	Natural full-grain aniline leather, through-dyed in drum	1,2-1,4 mm
NATURALE 08	Natural full-grain aniline leather, through-dyed in drum	1,2-1,4 mm
NATURALE 15	Natural full-grain aniline leather, through-dyed in drum	1,2-1,4 mm
NATURALE ZZ	Natural full-grain aniline leather, through-dyed in drum	1,2-1,4 mm
PELLE LCX	Full-grain bovine leather, through-dyed in drum	1,0-1,2 mm

Special upholstery fabrics

Name	Composition
POPELINE	100% cotton
CUSCINI/CUSHIONS/ KISSEN/COUSSINS - LANDPLOTS	55% cotton 20% polyester 18% acrylic 3% viscose 3% linen 1% nylon

Saddle leather and leather

The Cassina leathers and saddle leathers are essential to narrating the story of artisan expertise and quality that for more than 90 years have guided the company and its distinction in combining comfort and timeless elegance. The extraordinary softness of the leathers is linked to the wisdom inherent to the exclusive treatments that weave together tradition and innovation, elevating their sensory qualities. The durability and lustre of the saddle leathers are enhanced by processes that accentuate their specific unique features.

General care

Provenance of the leathers is tied to the production cycles of the food industry, respecting a philosophy of recovery that transforms the discarded hides into magnificent upholstery crafted in Italy. The quality of the leathers is guaranteed by their origins – tied to livestock from Northern Europe and France, where the animals are free-range.

For its products, Cassina uses only full-grain leather, i.e., the finest parts of the hide. Full-grain leather maintains its appearance intact even after the various processing procedures and is known for its natural grain, especially soft hand and durability.

Laboratory tests conducted by Cassina guarantee that each material embodies a superior degree of mechanical resistance to wear, colourfastness and long lifetime. Its excellent quality is apparent above all in its natural, compact consistency, treated to unveil exceptional durability and achieve a 'lived-on' look that makes it even more authentic and individual.

Leather products and upholstery can, in the beginning, have the typical odour of tanned leather. Thus, it is advisable to air out the room for a few days.

Care

♥ To properly clean surface dust, we recommend the use of a lightly moistened, non-abrasive white cloth or a soft-bristle brush. We also advise using a specially formulated leather conditioner over the entire surface at least twice a year. We recommend the products in the Cassina Leather Kit for this purpose.

Prevention

❗ To maintain its natural characteristics intact, we recommend not exposing the surfaces in Pony to direct sunlight or sources of intense heat. To maintain colour and uniformity, it is important to keep Pony away from heaters, fireplaces and windows.

❗ Avoid aggressively scrubbing the surface of the leather and be careful with pointed or sharp objects that could scratch it. Avoid using solvents or alcohol-based detergents because they could permanently alter the appearance of the leather.

Methods

* For stains caused by liquids or other substances accidentally spilled onto Pony upholstery, take action immediately, removing them with a soft absorbent cloth. Any areas involved in a spill should then be cleaned with a cloth moistened with lukewarm water and appropriately wrung out. We recommend use of the leather kits made specifically by Cassina for the care and maintenance of its leathers.

This type of leather (of bovine origin) is called Pony because of its distinctive dappled markings. Available in shades of grey and in a blend of black, white and Norman piebald. The leather is covered with a fine layer of hair and does not undergo any treatments at all, conserving its natural and absolutely unique appearance. The size of the coloured areas varies from one hide to another, making each piece different.

Pony (bovine) hair-on leather



Saddle leather



Care

♥ To maintain the durability and shine of saddle leather, we recommend frequent dusting of the surface with a dry, non-abrasive cloth to remove any dust or grime. We also advise using a specially formulated leather conditioner over the entire surface, at least twice a year. We recommend the products in the Cassina Leather Kit for this purpose.

Prevention

❗ To maintain its natural characteristics intact, we recommend not exposing saddle leather surfaces to direct sunlight or sources of intense heat. To maintain colour and uniformity, it is important to keep saddle leather away from heaters, fireplaces and windows.

❗ Avoid aggressively scrubbing the surface of the leather and be careful with pointed or sharp objects that could scratch it. Avoid using solvents or alcohol-based detergents because they could permanently alter the appearance of the saddle leather.

Methods

* For stains caused by liquids or other substances accidentally spilled onto saddle leather upholstery, take action immediately, removing them with a soft absorbent cloth. Any areas involved in the spill should then be cleaned with a cloth moistened with lukewarm water and appropriately wrung out. We recommend use of the leather kits made specifically by Cassina for the care and maintenance of saddle leather

Saddle leather is the largest, most durable (and thicker) part of the bovine hide. The leather is vegetable-tanned in Tuscany, home to the best saddle leather in the world, ensuring its structure and rigidity, essential characteristics for saddle leather if it is to remain stable, long-lasting and compact over time.

Care

♥ Ageing and micro-variations in shades of colour are natural changes in the leather and are part of the beauty of this material, revealing themselves to be signs of beauty and authenticity. To properly remove surface dust, we recommend the use of a lightly moistened, non-abrasive white cloth. We also advise using a specially formulated leather conditioner over the entire surface, at least twice a year. We recommend the products in the Cassina Leather Kit for this purpose.

Prevention

❗ To maintain its natural characteristics intact, we recommend not exposing leather surfaces to direct sunlight or sources of intense heat. To maintain colour and uniformity, it is important to keep leather away from heaters, fireplaces and windows.

❗ Avoid aggressively scrubbing the surface of the leather and be careful with pointed or sharp objects that could scratch it. Avoid using solvents or alcohol-based detergents because they could permanently alter the appearance of the leather.

Methods

* For stains caused by liquids or other substances accidentally spilled onto leather upholstery, take action immediately, removing them with a soft absorbent cloth. Any areas involved in the spill should then be cleaned with a cloth moistened with lukewarm water and appropriately wrung out. We recommend use of the leather kits made specifically by Cassina for the care and maintenance of its leathers

Standard leathers are thicker than natural leather which makes the surface more resistant to scuffing and to sunlight. Special treatments preserve the natural appearance of the leather while increasing its durability, masking any imperfections and evening-out the colour, without altering its softness and breathability.

Leather



Natural leather



Care

♥ Age and micro-variations in shades of colour are natural changes in the leather and are part of the beauty of this material, revealing themselves to be signs of beauty and authenticity. To properly remove surface dust, we recommend the use of a lightly moistened, non-abrasive white cloth. We also advise using a specially formulated leather conditioner over the entire surface, at least twice a year. We recommend the products in the Cassina Leather Kit for this purpose.

Prevention

- ❗ To maintain its natural characteristics intact, we recommend not exposing leather surfaces to direct sunlight or sources of intense heat. To maintain colour and uniformity, it is important to keep leather away from heaters, fireplaces and windows.
- ❗ Avoid aggressively scrubbing the surface of the leather and be careful with pointed or sharp objects that could scratch it. Avoid using solvents or alcohol-based detergents because they could permanently alter the appearance of the leather.

Methods

* For stains caused by liquids or other substances accidentally spilled onto natural leather upholstery, take action immediately, removing them with a soft absorbent cloth. Any areas involved in a spill should then be cleaned with a cloth moistened with lukewarm water and appropriately wrung out. We recommend use of the leather kits made specifically by Cassina for the care and maintenance of its leathers.

Natural leather is the most prized quality in the Cassina selection. Derived from the upper part of the hide, its hand has extraordinary body, achieved through an artisan process that maintains its original essence intact. Being left untreated allows the leather to age naturally, maintaining its vitality and revealing, over time, the imperceptible changes in colour that make it more and more luxurious.

Cassina Leather Kit

We recommend the use of our leather cleaning kits, designed specifically for care of leather. In addition to the sanitizing spray, a Leather Protector and Leather Cleaner are available, two indispensable tools for proper cleaning, maintenance and care of Cassina leather products.

Leather Protector

Leather Protector is designed to protect leather from stains caused by water, oil, alcohol and grease. Preventive application makes removal of difficult stains much easier as it forms an invisible barrier that improves resistance to grime and facilitates cleaning. The product is suitable for all types of leather except nubuck and suede. Before beginning the treatment, test the product on a hidden area. Clean the surface using the Leather Cleaner towelettes and allow it to dry. Apply Leather Protector with a gentle circular motion and allow it to dry. Should halos remain on the surface of the leather, we recommend buffing it gently with a dry cloth and cleaning with light pressure.

Leather Cleaner

Leather Cleaner is designed for gentle and effective maintenance of the natural beauty and softness of leather. The product is much more effective if the leather has been previously protected using Leather Protector. It is suitable for all types of leather except nubuck and suede. Before beginning the treatment, we advise testing the product on a hidden area. We invite you to first remove any residue with a soft clean cloth, then use the Leather Cleaner towelette on the surface with a gentle circular motion. Remove any grime with a clean cotton cloth and allow the leather to dry. After cleaning, always protect the leather with Leather Protector.



Padding

The comfort and elegance of seating can be enhanced by the addition of soft, cosy cushions. Cassina uses two types of padding in its cushions. Synthetic: polyester batting, even recycled, and natural: down.

Care

♥ Products containing polyester batting can be machine-washed at 30°C (86°F). Be certain the batting is completely dry before putting the cushion back into use.

Prevention

⚠ We recommend alternating the position of cushions and turning them every so often to minimize deformation of the padding due to use.

Polyester batting is the industrial version of traditional cotton batting, also known as cotton wool. Compared to the latter, the polyester version is more resistant to wear and deformation from use, maintaining all of the characteristics of natural batting – it is soft, odour-free, does not lose its shape during laundering and is completely hypoallergenic.

Polyester batting



Recycled polyester batting



Care

♥ Products containing polyester batting can be machine-washed at 30°C (86°F). Be certain the batting is completely dry before putting the cushion back into use.

Prevention

⚠ We recommend alternating the position of cushions and turning them every so often to minimize deformation of the padding due to use.

Cassina uses both virgin polyester and that derived from recycled and recyclable materials, sourced from certified supply chains. Resistant to wear and deformation from use, recycled polyester batting also maintains all the characteristics of natural batting – it is soft and odour-free, it does not lose its shape during laundering and it is completely hypoallergenic.

Care

♥ To maintain their natural appearance and softness, we recommend that down cushions be fluffed regularly.

Prevention

❶ We also suggest regularly airing the padded elements exposing them to sunlight (or in the clothes dryer at low temperature), to eliminate any moisture that could accumulate over time inside the slip cover.

Goose down is a natural padding made from down feathers, in compliance with Regulation (EC) No. 1069/2009 and Regulation (EU) No. 142/2011. The down is enclosed in a slipcover that allows for proper breathability and maintains its natural qualities of elasticity and softness intact over time.

Down



Fibres

Rugs are timeless furnishing objects. The creation of a rug is the result of a complex process of weaving and warping, in which the threads are combined to form the desired design and consistency. Proper treatment and minimal daily attention help the rug maintain its tactile and aesthetic qualities over time.

General care

However simple and easy it is to use the vacuum cleaner on your rugs, using high suction power can risk causing irreparable damage to the fabric. This is why Cassina recommends taking extreme care when using the vacuum cleaner, by reducing the suction power to 1000 Watts or less.

Some rugs, particularly tufted rugs, hand-crafted using a special artisan technique, naturally tend to shed small amounts of fluff; this is absolutely normal and ceases after a few days; it is an indicator of the quality of materials. We recommend vacuuming up the loose fibres daily.

Indoor rugs should not be exposed to direct sunlight to avoid alterations in the colours or fading; nor should be stored in hermetically sealed containers because they cannot survive constant humidity. For overall cleaning, it is best to use a specialised rug cleaning service.

Rugs for outdoor use can be cleaned with mild soap and a pressure washer held at least 30 cm from the rug's surface. Dry in open air. When not in use, they should be stored in a dry, enclosed space. Roll the rugs from the short side; avoid dragging them.

Care

♥ We recommend frequent vacuuming, above all in high-traffic areas, using gentle movements and low suction power, working lightly along the edges and fringe.

Prevention

⊘ Absolutely do not use bleach, detergents or products for removing mould and mildew.

Methods

* For small stains, we recommend cleaning by hand with a diluted detergent specifically for laundering wool. For deeper cleaning, we recommend dry cleaning at a specialised dry cleaners.

Wool is a natural fabric obtained from the coats of sheep and camelids. The wavy structure (crimp) of its fibres lends this material extraordinary softness, elasticity and amazing resistance to wear.

Wool



Polypropylene



Care

♥ Rugs made of polypropylene are easy to maintain. They can be scrubbed with a cloth or a sponge dampened with water and mild soap, and then blotted dry. Alternatively, we recommend using foam made specifically for dry cleaning rugs made of synthetic fibres.

Prevention

❗ Avoid brushing with aggressive methods and tools, like abrasive sponges or aluminium scrubbers that could cause the micro-filaments to break and coloured ones to be lost completely, in addition to triggering uncontrollable oxidative reactions.

⊘ Do not use degreasing agents.

Methods

* Non-greasy stains can be removed by dissolving half a tablespoon of normal detergent in a cup of hot water then blotting the stain gently with a dampened cloth or sponge, working from the centre of the stain outward, without scrubbing. Greasy stains (like oil, grease, lipstick, etc.) should be removed with acetone, followed immediately by a water-detergent solution and then rinsed well.

Polypropylene is a synthetic fibre derived from a thermoplastic polymer patented and produced in Italy since the 1950s. Processed as filament yarn, it is used to manufacture rugs and carpeting. The characteristics of this fibre make it especially suitable for outdoor use. It is water-repellent, stain-resistant, mould- and bacteria-resistant. Like wool, it is pleasant to the touch and dries very quickly.

Care

♥ For routine cleaning of Tencel rugs, we recommend vacuuming with a soft brush suitable for fabrics. For deeper cleaning, we recommend dry cleaning at a specialised dry cleaners.

Prevention

⚠ We recommend drying Tencel rugs in the open air, while also avoiding constant exposure to direct sunlight.

Methods

* In case of liquid spills, we recommend delicately blotting the area with white paper towelling until the stain is dry. The remaining halo can be removed with a cloth moistened with mild detergent; then rinsed, avoid excessive scrubbing of the surface.

Tencel is a plant fibre made of cellulose obtained from the wood pulp of eucalyptus trees. Tencel fibres are soft, strong and biodegradable. Its special moisture-absorbing properties make Tencel a fibre inhospitable to bacteria and mould.

Tencel



Viscose



Care

♥ For routine vacuum cleaning of viscose rugs, we recommend using gentle movements and low suction power, and working lightly along the edges and fringe. For these rugs, like those in wool, the release of small amounts of fluff during cleaning is inevitable, especially when new.

Methods

* Small stains can be cleaned by hand with a cloth and diluted detergent, delicately wiping the stained area. For deeper cleaning, we recommend dry cleaning at a specialised dry cleaners.

Viscose, also known as rayon, is a semi-synthetic industrial fibre obtained from processed cellulose. Known for its lustre, softness, strength and light weight, viscose has all the qualities reminiscent of silk.

Wood

Among the most ancient and versatile materials used in the creation of furniture and objects for the home, wood still plays a leading role in contemporary furnishings design. The Cassina catalogue explores the character of wood in all its depth and nuances. All Cassina wood is carefully selected and inspected to ensure it is free of defects and durable over time.

Solid wood



Care

♥ The surfaces of wood furniture adapt to environmental conditions and can vary their own humidity in reaction to the setting – it is a living material that needs simple but regular care and maintenance. In caring for wood, we recommend removing dust and grime with a soft cloth.

Prevention

⚠ Special attention must be paid to the cleaning of wood surfaces to avoid scratching or scoring the top. Alterations to and clouding of the colour of wood can occur over time, particularly if the surfaces are exposed to direct sunlight.

⊘ We recommend avoiding the use of products that contain harsh ingredients like alcohol, solvents, acetone, ammonia, chlorine and abrasives.

Methods

* We recommend promptly using a solution of water and mild detergent to remove any stains to prevent them from penetrating deeply. Dry the surface with a soft cloth.

Solid wood is sourced from the “oldest” and therefore hardest and most valuable part of the trunk: the heartwood. Warm and elegant, solid wood is known for the outstanding uniformity of its texture and unmistakable strength. The milling of wood does not call for chemical processing, just curing, to eliminate the moisture inherent to fresh-cut wood.

Care

♥ To remove surface dust from painted wood, we recommend using a dry or slightly moistened cloth.

Prevention

❗ The open pore finish can be slightly absorbent. Therefore, we recommend prompt removal of any liquids and fine dust to avoid the formation of spots or halos.

Methods

* We recommend prompt removal of any spots with a mild detergent or one specifically made for wood.

Open pore painting is a particular type of finish that colours and protects the wood surface while highlighting its natural veining and maintaining all of its aesthetic features intact. This colouring and coating technique leaves the typical qualities of the wood perceptible to the eye and to the touch.

Wood with open pore painted finish



Wood with lacquer finish



Care

♥ Fingerprints can leave traces on lacquered surfaces. We recommend daily cleaning with a slightly moist microfibre cloth to conserve its beauty and brilliance.

Prevention

⚠ To avoid scratching or scoring the top, pay special attention to cleaning wood surfaces. Alterations to and clouding of the colour of the lacquer can occur over time, particularly if the surfaces are exposed to direct sunlight.

⚠ We recommend avoiding the use of sharp tools or objects on the top because they could damage or scratch the lacquered surface. Also avoid products that contain harsh ingredients like alcohol, solvents, acetone, ammonia, chlorine and abrasives.

With its origins in the Far East, the lacquer finish is an ancient technique for colouring wood with pigments that lend the surface a luminous polished hue. In addition to offering aesthetic appeal and countless possibilities for shades of colour and finishes, lacquer also lends a greater degree of protection to the wood surface.

Care

♥ For regular cleaning of teak, we recommend the use of a damp cloth.

Prevention

⚠ A unique feature of teak is its natural oil that gives the wood a soft, velvety feel. As it weathers, the surface oxidises, taking on a typical silvery-grey colour. This patina does not in any way diminish the original qualities of the wood. Should you prefer to remove the patina, we recommend use of our Refitting Kit to return the piece to its golden colour.

Due to its outstanding strength and resistance to moisture and shifts in temperature, teak is the number-one choice in premium wood for outdoor furniture. For its Outdoor collection, Cassina uses teak, sourced from certified supply chains, in its natural finish and without the application of synthetic substances.

Outdoor wood / Teak



Cassina Teak Kit

For the care and cleaning of teak, Cassina recommends use of the following products. For additional information, please refer to the care instruction manual in the package.

Cleaning Kit



For routine cleaning of outdoor teak, Cassina created this custom kit. It contains a water-based multipurpose soap specifically for wood, a cloth, a sponge and a pair of outdoor gloves. The Cleaning Kit is recommended for regular care of wood whenever you need to clean and revitalise the surfaces.

Maintenance Kit



The Maintenance Kit is formulated for seasonal maintenance of outdoor wood. It contains soap specifically for wood, a penetrating oil (Sundeck W Oil), a cloth, a paintbrush and a pair of outdoor gloves. We recommend using the Kit twice a year: first, at the beginning of summer or outdoor season, to prepare the piece for use; and second, at the end of the season, to recondition the wood after use.

Refitting Kit



The Refitting Kit is recommended to restore the golden colour to teak after it has greyed due natural weathering. The Kit contains a revitalizing agent (Grigioff), a penetrating oil (Sundeck W Oil), a paintbrush, a pair of outdoor gloves and a brush. In high temperatures or on dry surfaces, we recommend using the revitalising agent (Grigioff) after moistening the wood furniture with water. The product is applied directly to the piece, allowing it to work for about 10 minutes. The patina that forms on the surface can be removed with the soft brush (included in the kit). Rinse thoroughly with water. Repeat the application, if needed, for extremely greyed surfaces. After restoring the piece, we recommend applying two coats of Sundeck W Oil, using appropriate gloves and taking care to protect the eyes and face.

Metal

Metal is a distinctive and constant element in the make-up of modern industrial design objects. The Cassina catalogue contains a vast, complete range of items and finishes in the family of metals. Each one is positioned to express, through sophisticated, original design solutions, its own individual characteristics of versatility, durability, elegance, sheen and value.

Chrome-plated steel



Care

♥ For routine, regular cleaning of the steel surfaces, simply use a soft, dry cloth to remove dust, adding, if needed, an all-purpose cleaner.

Prevention

❗ Clouding of metal surfaces, that can appear over time and with use, is a natural reaction to the environment and weather. To remove the cloudy spots, we recommend using products formulated for each type of metal.

⊘ It is crucial to avoid the use of products that contain alcohol, acetone, ammonia, chlorine, solvents and abrasive products that could leave marks or corrode the surfaces permanently. We also recommend care with weak food-grade acids (like tomato or lemon) that could damage the surfaces if not removed promptly.

Prevention

* For spots and greasy grime, we recommend using a soft cloth dampened with detergent and hot water, for tougher spots, we recommend using hot vinegar. Then, rinse thoroughly and dry.

Chrome-plated steel is a type of steel obtained through galvanisation that lends the starting material special protection, inhibiting the formation of rust. Chrome plating emphasises the sheen and elegance of the metal, adding greater strength and durability to its aesthetic qualities.

Care

♥ For routine cleaning of stainless steel, use a soft cloth to remove dust, or a damp cloth to remove any water spots or streaks.

Prevention

❗ To avoid scratching the surface, we recommend taking the utmost care when cleaning.
❌ We also suggest avoiding the use of abrasive sponges and products that contain harsh ingredients like alcohol, acetone, ammonia, chlorine, solvents and corrosive substances.

Methods

* To remove spots, simply use a solution of water and mild soap.

Cassina uses AISI 304 stainless steel, a high-quality material, practically impenetrable, hygienic and easy to clean. It is an alloy obtained by adding a percentage of chrome and nickel to the steel, which ensure the product exceptional resistance to corrosion and oxidation, especially that caused by water and humidity. Its compact, non-porous surface also inhibits absorption of foreign particles and substances, becoming an unsurpassable antibacterial barrier.

Stainless steel



Painted steel



Care

♥ For routine cleaning of painted stainless steel, use a soft cloth to remove dust, or a damp cloth to remove any water spots or streaks.

Prevention

⚠ The painted surface is more vulnerable to accidental scratches. This is why we recommend the utmost care in contact with sharp edges and objects, like rings, buckles, keys, buttons and kitchenware.

Methods

* To remove spots, simply use a solution of water and mild soap. If there is difficult grime, we recommend the use of mild, non-abrasive degreasing agents, or synthetic, but not silicone, lubricants.

Painted steel is coated with a special coloured powder made from synthetic resin, that is permanently bonded to the surface through a thermal polymerisation process. This treatment is both protective and decorative. Thanks to the palette of colours, painted steel is at home in any style or setting.

Care

♥ To remove dust and fingerprints from aluminium surfaces, we recommend using a clean, soft, dry cloth or a slightly damp one.

Prevention

❗ For regular deep cleaning of anodised aluminium only, we recommend the use of specific products like metal polish wadding.
⊘ We recommend avoiding the use of abrasive powders, very harsh products, like ammonia and acetone, furniture wax, acidic detergents, bleach and abrasive pads.

Methods

* To remove spots, simply use a solution of water and mild soap. For greasy spots, we recommend moistening a clean cloth with water and a glass-cleaning product or mild detergent, taking care to rinse well.

Aluminium is a strong metal, recyclable, flexible and, above all, very lightweight. All together, these characteristics make it the ideal material for furnishings that need to be both strong and light. The Cassina catalogue contains two aluminium finishes – anodised and painted.

Aluminium



Silver



Care

♥ Silver is very delicate and will tarnish over time. For routine cleaning we recommend the use of a soft cloth and products formulated for removing tarnish and maintaining the lustre of silver. It is also possible to use a solution of lukewarm water and bicarbonate of soda.

Prevention

❗ To avoid leaving halos, we discourage the use of cold water.
⊗ We also suggest avoiding the use of abrasive sponges and products that contain harsh ingredients like alcohol, acetone, ammonia, chlorine, solvents and corrosive substances.

Silver is a metal known since ancient times for its lustre, elegance, malleability, hygienic and antimicrobial properties. Long used in the creation of jewels and fine furnishings, not surprisingly, it is called “silverware”. Cassina uses 925 Sterling silver to ensure the strength and sheen of its flatware collections.

Care

♥ As the years go by, bronze tends to naturally opacify. Regular care of the surfaces can prevent oxidation. We recommend using a dry, non-abrasive cloth to remove dust.

Prevention

❗ Should an object opacify, the patina can be removed using a solution of water and vinegar, rinse well and dry with a deerskin chamois.
❗ We also suggest avoiding the use of abrasive sponges and products that contain harsh ingredients like alcohol, acetone, ammonia, chlorine, solvents and corrosive substances.

Methods

* To remove spots, we recommend using lukewarm water and mild soap.

The generally matte, warm and noticeably dark colour of bronze makes it stand out from the other metals used in furnishings. Cassina uses polished cast bronze for the legs and taloned feet of the Traccia low table by Meret Oppenheim.

Bronze



Gold leaf



Care

♥ For routine cleaning of the gold leaf surface, use a soft cloth.

Prevention

❗ The gold leaf surface can be scratched by pointed or sharp-edged objects, like rings, buckles, keys, buttons and kitchenware; therefore, we urge the utmost caution.

⊘ We recommend not using abrasive substances and to avoid contact with corrosive substances like lemon, vinegar, salt, rich or acidic beverages.

Warning

* Use water and mild soap to remove grime and spots. It is essential that these objects be dried thoroughly.

Gold leaf is a fine, thin foil sheet, usually of pure or 22-karat gold, obtained through numerous processing phases, starting with a massive ingot. The layer of gold is applied by hand as a decorative element to the surface of furniture or furnishings of a certain value. Cassina uses the gold leaf technique for its iconic Traccia low table by Meret Oppenheim; the top is covered in a thin sheet of pure gold or white gold.

Care

♥ For routine cleaning of gold-plated metal, we recommend the use of lukewarm water and a soft cloth.

Prevention

❗ The gold-plated surface can be scratched by pointed or sharp-edged objects, like rings, buckles, studs, keys and kitchenware; therefore, we urge the utmost caution.

Methods

* Grime and spots can be easily removed with water and mild soap. We recommend thorough drying of the objects.

Galvanizing gold is an ornamental electroplating process that coats the surface of another metal with a thin layer of gold. Unlike hand-applied gold leaf, galvanisation is an industrial process. The end result is extremely uniform and durable, despite the extreme thinness of the layer of gold.

Gold-plated metal



Brass



Care

♥ For routine cleaning of brass, we recommend the use of a soft cloth moistened with water, working carefully, without dwelling at length on any one area, to avoid altering its opacity.

Prevention

⚠ We recommend avoiding standing liquids on the surface and any contact with hot objects (pots and pans, kettles and toaster ovens) which could cause localised yellowing. We also recommend avoiding contact with any objects that could scratch the surface.

⊘ Do not use cleaners that contain alcohol, stain-removers, acetone, trichloroethylene, ammonia, bleach, vinegar and any other substances that could alter its beauty and surface finish.

Methods

* For a deeper cleaning, we recommend adding a small amount of mild, non-abrasive detergent and then to rinse thoroughly and dry with a cloth to prevent the formation of water spots.

Brass is a metal alloy obtained from copper. The classic yellow-gold colour of polished brass appears in the finishes of many Cassina products. Brass-plated objects, unlike solid brass, have a thin layer of material deposited over stainless steel.

Marble, concrete and terrazzo

Marble belongs to the class of the most ancient, magnificent and extraordinary materials in the history of architecture and furnishings. Its countless nuances, natural elegance, aesthetic and mechanical qualities, make marble a design classic. Concrete and terrazzo, initially used architecturally, have gained purchase and value in furnishings design that has taken advantage of their versatility, adaptability and great creative potential.

Indoor marble



Care

♥ For routine cleaning, to avoid scratches, we recommend removing dust with a soft cloth. To wash the surface, we recommend the use of a soft sponge, dampened with lukewarm water and a mild detergent.

Prevention

❗ Over time and with prolonged use, marble surfaces with a matte finish tend to naturally hone themselves and return to their polished stone appearance. This transformation is not an indication of deterioration but is considered normal behaviour of the material.

❗ Given the delicacy of the material, we advise against placing hot objects directly on the top. All products containing alcohol, acetone, ammonia, chlorine, solvents, abrasive agents, or furniture wax should be avoided as they could permanently damage the surface of the product, causing halos and opacity.

Methods

* Marble is a porous material and tends to absorb liquids. Some acidic substances (vinegar, lemon, tea, coffee, carbonated beverages, etc.) could penetrate its pores corroding the surface and causing opaque spots that might be permanent. We recommend promptly removing any liquid spills on the surface using an absorbent cloth, then clean the surface using a soft sponge with water and mild soap.

* Should the marble surface chip or crack, all is not lost; The damage can indeed be repaired and the marble glued, polished and restored to a state of wholeness. If needed, contact our customer service for an assessment of the extent of damage.

An ancient, natural material, marble owes its beauty to the metamorphosis of sedimentary rock. Veining, shadows and any imperfections are part of the uniqueness of each slab, made incomparable by the work of fine craftsmen and designers.

Care

♥ Cassina outdoor furnishings are made with marble protected with a water-repellent oil that strengthens its resistance to natural elements, like rain and snow.

Prevention

⚠ We recommend using a pH neutral soap.
⚠ Avoid using abrasive sponges or brushes and soaps containing harsh chemicals.

Methods

* For stains caused by acidic liquids (like alcoholic beverages and coffee) and oily (like sunscreen, wax and dietary fats) we recommend prompt cleaning with a dampened cloth to avoid surface corrosion and setting of the stain in the stone.

Used since antiquity in architecture, monumental sculpture and furnishings, Carrara is one of the most widely-known and valuable marbles in the world. By virtue of its high resistance to wear and weather, Carrara marble is especially indicated for outdoor use.

Outdoor marble



Concrete



Care

♥ To remove dust and dried residue, we recommend using a soft cloth. For more difficult grime (dust that has penetrated the pores) we recommend using a compact spongy cloth, slightly dampened with lukewarm water and wrung out well, without excessive use of pressure.

Prevention

❗ The Cassina catalogue contains some particularly sensitive untreated concrete surfaces that are worthy of additional attention – coloured liquids, like wine and other beverages, could leave halos that are difficult to remove.

❗ We recommend the utmost attention with pointed or sharp objects, as well as blades when cutting directly on the top as they could cause irreparable damage.

⊘ Avoid products containing solvents and/or alcohol and cloths with stiff fibres (linen and synthetics) that could scratch the surface. We also recommend avoiding direct contact with hot objects like pots, pans and kettles, to prevent serious discolouration or damage to the surface.

Methods

* For oily or greasy spots, clean the surfaces with a sponge moistened with water and mild liquid detergent, going over the surfaces without using excessive pressure.

Concrete is made from natural raw materials, like limestone and clay. Its features of adaptability and durability make concrete an attractive material in design. Its texture, whether smooth or rough, can contain small imperfections due to normal processes in the production cycle.

Care

♥ Surface cleaning of terrazzo can simply be done with a soft cloth to remove dust or with a cloth or sponge moistened with water and a mild detergent for spots and fingerprints.

Prevention

- ⚠ Since it is a composite material, terrazzo is sensitive to wear and to external elements, as a result, over time superficial cracks could appear.
- ⊘ We recommend avoiding the use of detergents containing solvents or alcohol. It is also preferable to avoid the use of stiff cloths or brushes to prevent surface scratches.

Venetian terrazzo was originally a kind of composite flooring that included fragments of various stones held together with a calcium lime binder and, more recently, with cement. A traditional element in Italian architecture since the 1700s, today it is making a comeback, gaining new life in design objects, thanks to its vibrancy and the colourful chips of composite materials. Cassina reinterprets its elegance for outdoor use.

Terrazzo



Glass and mirror

The transparency and brilliance of glass, in its countless variations, are present in many products and furnishing accessories in the Cassina collections. On a par with its elegance, glass is also known for its fragility, and, for this reason, warrants extra care and protection.

Glass



Care

♥ For normal cleaning of glass surfaces, we recommend using clean water or a specially formulated glass cleaner. Then, polish the glass and dry it with a microfibre cloth to prevent spots and streaks.

Prevention

⊘ Do not use abrasive cleaners, corrosive substances – acid or alkaline – because they could damage the surface. It is also advisable to avoid the use of sharp or hard utensils for cleaning because they could cause deep scratches or damage.

Glass is an ancient material based on the fusion of silicates and vitrifying substances. Hygienic, recyclable and reusable in many different ways, it is the ideal material for interplays of transparency and sparkle.

Care

♥ For routine cleaning of the painted surface, we recommend dusting with a microfibre cloth slightly moistened with water. On the especially delicate non-painted side, it is preferable to use, in addition to a mild detergent, a specific product for glass and mirrors.

Prevention

⊘ To avoid damage to the surfaces, do not use cleaners that contain alcohol or solvents, acids, or very alkaline or abrasive products.

For the shelves of the 9 low tables, Cassina uses a glass surface upon which, through pyrolysis, a partially reflective metal layer is deposited. Thanks to the combination of these two layers, the glass acquires a unique brilliance, transmitting reflections and interplays of light with a distinctive nuance provided by the metal, which adds to its personality and elegance.

Mirrored glass



Mirror



Care

♥ For routine cleaning of mirrored surfaces, we recommend using water or specific glass cleaners. Then, polish the glass and dry it with a microfibre cloth to prevent spots and streaks.

Prevention

❗ We recommend avoiding standing liquids on the surface and around the edges because they could damage the mirror's silvering.

⊘ Do not use abrasive cleaners, corrosive substances - acid or alkaline - because they could damage the surface. We also discourage the use of sharp or hard utensils for cleaning, as well as cloth with stiff fibres (linen and synthetics) that could scratch the surface.

Methods

* On silvered mirrors, tiny spots of rust can form caused by moisture-induced oxidation. These spots can be easily removed using specifically formulated products.

Mirror or mirrored glass is transparent glass to which a thin layer of silver or aluminium, or a reflective film, has been applied, thus producing the characteristic reflective effect.

Ceramic

The word “ceramic” describes an ancient material that varies greatly in type and finish, and is derived from the processing and firing of different materials and special clays. Ceramic substances have long been used to produce coatings, objects and containers for everyday use. That created through the incorporation of some specific materials, like kaolin, is called “porcelain”.

Glazed porcelain stoneware



Care

♥ To remove dust from the surfaces and tops of glazed porcelain stoneware, simply use a cloth soaked in warm (but not hot) water, to avoid thermal shock.

Prevention

⚠ We recommend always using only soft cloths, to prevent the risk of surface scratches.
⚠ For the same reason, avoid using hard abrasive metal pads and any harsh substances that could damage the enamel.

Methods

* To remove surface spots we recommend using a white rubber eraser. For more difficult spots, we recommend adding some Castile soap or bicarbonate to a damp cloth.

Porcelain Stoneware is a hard-paste ceramic made from lean clay whose density is increased with the addition of sand and other materials. The clay paste is fired in a kiln until it reaches a state of non-porous, extraordinarily strong and impermeable vitrification. The Cassina artisan stoneware matrix may contain tiny imperfections that should not be seen as defects but rather as a sign of their uniqueness.

Care

♥ To remove dust, we recommend using a soft, dry cloth.

Prevention

⊘ Avoid using this product with food. Contact with oil, acids and organic material should also be avoided as they could be absorbed into the surface of the product.

Methods

* To remove spots, we recommend using lukewarm water and a mild detergent mixed with a small amount of white vinegar. Because the surface is porous, it will tend to darken as it absorbs the liquid; therefore, it is important to let it dry completely to return to its original colour.

Bisque porcelain

Bisque porcelain is the ceramic produced by the initial firing in the kiln. It has a porous surface not rendered completely impermeable by the hardening of the enamels in the successive firings so, it can absorb liquids superficially.



Other materials

The extensive, historic Cassina catalogue also contains a selection of materials not easily classified in the preceding categories, due to very specific features or processes or because they are used in a sporadic and innovative manner to create one-of-a-kind pieces or special series.

Polypropylene cord



Care

♥ Polypropylene cord does not require any particular methods of maintenance. The only exception is to avoid the use of hot or very hot water.

Prevention

⚠ We recommend that outdoor furniture in polypropylene cord be stored in a dry place when not in use.

Polypropylene cord is a strong synthetic fibre, waterproof, resistant to wear and to weather, which is why it is very popular for nautical use. Polypropylene can be recovered, recycled and reused many times. These qualities make it ideal for outdoor furnishings.

Care

♥ The complexity of the weaving has aesthetic value but makes cleaning difficult. To remove dust from the most hidden parts, we recommend using a soft microfibre cloth, followed by a brush with long soft bristles to reach into every crevice and corner. Another option is to use the slim vacuum cleaner attachment, working very carefully to avoid damage.

Prevention

❗ The seats in Viennese cane tend to lose some of their tension over time. This can be restored using compresses of lukewarm water.


⊘ We recommend avoiding the use of harsh detergents containing solvents or alcohol. We also recommend not placing wicker furniture near direct heat sources, like stoves or heaters.

Methods

* The preferred method to remove spots and built-up grime is with a solution of lukewarm water and Castile soap.

Wicker is a natural fibre obtained through the stripping of rattan vines. The long, thin, very flexible strips are meticulously woven on structures that develop great resistance to traction. Wicker is used to create chairs, armchairs, furniture, baskets and accessories. Viennese cane is the name for rattan woven to produce the typical pattern of small, uniform openings, made famous in Vienna in the chairs by the Thonet brothers.

Wicker and Viennese cane



Nylon



Care

♥ We recommend cleaning nylon surfaces with a soft rag. If necessary, use mild soap, with a neutral pH, diluted in water.

Prevention

⊘ Avoid the use of abrasive sponges, acidic products and solvents that contain ammonia.

Nylon is a thermoplastic material derived from a family of synthetic polymers called polyamides. Strong, versatile and stable, nylon is a technical fibre ultra-resistant to tensile loads, deformation and abrasion. Cassina uses nylon to build the sinuous shells for the Caprice and Passion chairs.

Care

♥ We recommend cleaning resin surfaces with water and any commercially available mild detergent.

Prevention

⊘ Avoid the use of abrasive sponges, acidic products and solvents that contain ammonia.

Polyurethane is a synthetic polymer that is widely used in different areas: from the soles of shoes, made of elastic polyurethane, to the construction industry, to model kits, design and art. Cassina uses coloured polyurethane resin in the Tramonto a New York screen by artist, Gaetano Pesce. The pieces are created by hand, by pouring coloured resin into moulds in numerous phases to produce, layer by layer, the striking hues of the building facades. This complex process means that no two pieces are ever exactly alike.

Coloured polyurethane resin





Care

♥ For routine cleaning of outdoor surfaces made of RFM®, we recommend using a slightly damp soft cloth to remove any dry dust or grime.

L'RFM® is a polymeric composite derived from the recovery of quite different waste materials: ABS, polystyrene-polyurethanes, structured acrylics with fibreglass sourced in the healthcare field and manufacturing by shipbuilding companies, etc. These waste products, that would otherwise end up in landfills, are recombined into a plastic material through an exclusive non-polluting mechanical process that elevates and breathes new life into materials, reducing their impact on the ecosystem.

Care

♥ To remove dust from woven willow, we recommend using a paintbrush or a hard-bristled brush. Another option is to use the slim vacuum cleaner attachment, working very carefully to avoid damage.

Prevention

❗ To increase its flexibility, during preparation, the willow branch is soaked in water. Due to the slow release of the moisture incorporated, the wood can, over time, develop a film of mould. To remove this film, we recommend using linseed oil spread on with a large-bristle paintbrush. Since it is a natural fibre, barely processed and perishable, it is absolutely normal for the willow to peel superficially during its lifecycle.

⊘ We recommend avoiding the use of harsh detergents containing solvents or alcohol. We also recommend not placing willow cord furniture near direct heat sources, like stoves, fireplaces or heaters.

Woven willow is a natural material derived from the willow tree whose branches are peeled and prepared to become a semifinished material. The extraordinarily strong and flexible branches are hand-woven to create baskets, furnishings, chairs and other decor items.

Woven willow



Blown glass



Care

♥ Every piece of blown glass is hand-made and therefore it is possible to admire the slight differences between one object and another. What might be perceived as differences in colour or surface flaws, like the characteristic bubbles, are actually the most authentic evidence of the artisanal origins of the product.

♥ We recommend cleaning blown glass surfaces with special glass cleaners or with a solution of water and 20% vinegar or, even with a microfibre cloth dampened with a solution of water and alcohol (20%).

Blown glass is the material from which objects of extremely sophisticated craftsmanship are made using an ancient technique that calls for experience and extraordinary sensitivity. The base material is a composite of silica (that acts as the vitrifying agent), calcium (agglomerant) and soda (fusion adjuvant), while the colours are produced with the addition of chemical additives based on secret formulas passed down for centuries.

